


TRUCUT CLASSIC CNC PANEL SAW FENCE



* Panel Saw & Dust Extraction Unit not included.

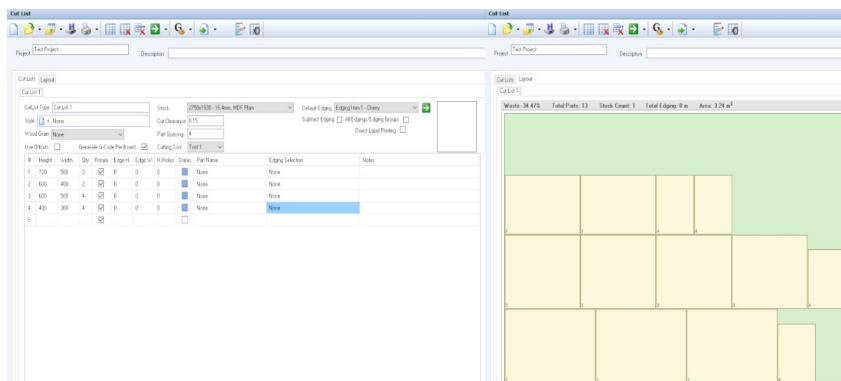
SABER PANEL SAW FITTED WITH THE TRUCUT CLASSIC CNC PANEL SAW FENCE



TRUCUT CLASSIC WITH RIP FENCE



OPTIONAL AUTOMATED CROSS FENCE



OPTIMISING SOFTWARE

Features

Benefit

Automated Fence	<ul style="list-style-type: none">• Increased accuracy• Eliminates operator error• Dramatically increases productivity
Visual Sequencing / Large Touchscreen	<ul style="list-style-type: none">• Paperless system• Reduced training periods• Increased productivity• Visual prompting via touch screen monitor
PC Controlled	<ul style="list-style-type: none">• Cut lists input from your office• Cut lists saved on the PC• Re-cut prompting• Network connectivity• TechnoShop Optimizer

The TruCut is a holistic unit which includes the full mechanism, central processing unit, TechnoShop software TruCut module and touch screen. No additional components are required. Over and above the CNC automated mode the operator can use the panel saw in manual mode for single cuts or input multi-cuts directly on the touch screen monitor.

Main Data

Fence stroke	1430mm
Voltage	220
Frequency	50Hz
Supplied cable length	0.5M
Supplied plug type	Standard 3 prong wall plug
Power consumption	1.5Kw
Screen	19" (diagonal) touch screen interface
Min cut size	5mm (depending on installation)
Max cut size	1435mm (depending on installation)
Fence speed	12000mm/min
Motor holding torque	7.7nm
Shipping size	(L) 220cm × (W) 60cm × (H) 55cm
Shipping weight	160kg
Approximate installation time	Approximately 3-4 hours if there are no unforeseen modifications

WoodTech Mechatronics

Strategic Qualifications

WoodTech is a company that manufactures specialized machinery primarily in the woodworking and plastics industry.


Historically we have been in business for 23 years and have machinery from our plant working in 20 countries on 5 continents and have distributors in 4 countries. Our product reliability and quality is professed by our customers and distributors. All machinery manufactured by WoodTech from day one are to the best of our knowledge still in active production.


WoodTech entered the CNC market thirteen years ago after a year's development in this area. Our development since then has been ongoing, seeking out the best components and systems to provide on our machines relative to the market segment that we aim those machines at. We believe we have mastered all aspects of CNC router manufacturing in the high performance 3 axis machines. Our top model, the C-Nest Prestige Router, currently performs at 90m/min rapid and 50m/min cutting speed and accelerations of 2,5 m\sec² which is among the highest in the industry. WoodTech does design its machines to be fit for purpose and is economical when correctly compared to opposition products.

WoodTech's facilities are of sufficient standard and capability to complete the entire project in house although some specialised work may be decided on to be contracted out. Our managing director is a mechanical engineer and our design engineers are also qualified mechanical and mechatronic engineers.

 <https://woodtech.biz>


- Port Elizabeth (Head Office)

 134 Kempston Road, Korsten, Port Elizabeth, 6000, South Africa

 +27 (0) 41 453 2496

 info@woodtech.biz

- Johannesburg

 +27 (0) 83 634 4607

WTM

WOODTECH
MECHATRONICS

